# New Hampshire Patient Transportation and Restraint Data:

Involuntary Emergency Admissions to Designated Receiving Facilities
October 2024 – September 2025 Final Report

Passed and signed into law in July 2019, SB 177 included an explicit option of using ambulances or law enforcement for transportation of patients that have been identified as Involuntary Emergency Admissions (IEAs) from hospital emergency departments to New Hampshire Hospital (NHH) or other Designated Receiving Facilities (DRFs). The new language became law effective January 1, 2020. Included as part of that law is the requirement that NHH and DRFs collect information on all patients they receive as to how they were transported and whether restraints were used in the transfer. Annual reports will be shared with NH Health and Human Services Oversight Committee.

As background, an ad hoc stakeholder group came together in the fall of 2019 to ensure that SB 177 was implemented in a timely way. The group was led by the NH Hospital Association and the NH Community Behavioral Health Association; other participants included NH Hospital; NH Department of Health and Human Services; NH Department of Safety; NH Medical Society; Mental Health Center of Greater Manchester; NH Sheriffs Association; NAMI-NH; the Disabilities Rights Center; the Children's Behavioral Health Collaborative. Several hospitals, community behavioral health providers, and private ambulance companies also participated. There was a total of 7 meetings held, and the group developed a webinar explaining the new law, which was offered to stakeholders and the public prior to January 1, 2020 effective date.

This is the sixth report provided to the HHS Oversight Committee and represents the months of October 2024-September 2025 ("Year 6"). The first report ("Year 1") covered the first nine months (January – September) of 2020. "Year 2", "Year 3", "Year 4", and "Year 5" represent the subsequent 12 months of October to September for each of the following years.. All seven New Hampshire DRFs (Concord Hospital - Franklin, Cypress Center, Elliot Hospital, Hampstead Hospital, New Hampshire Hospital, Parkland Medical Center, and Portsmouth Regional Hospital) submitted data to the New Hampshire Hospital Association for aggregation for "Years 1-5". In "Year 6", an additional 5-bed DRF unit was added by Dartmouth Hitchcock Medical Center in early 2025, so a total of eight DRFs are represented in "Year 6".

**Year 6 Summary Stats:**
Between October 2024 – September 2025, there were a total of 1,516 IEA transfers to NH DRFs with an average of 126 transports per month. This included:

- 1,503 (99.1%) adult (18+) and 13 (0.9%) child transports
- 552 (36.4%) transports by ambulance, 932 (61.5%) by law enforcement (sheriff or police), 24 (1.6%) by other means, and 8 unknown transport type (0.5%).
- 714 (47.1%) transports occurred without restraints, 786 (51.9%) with restraints applied before transport, 2 (0.1%) with restraints applied at the beginning and then removed during transport, and 14 (0.9%) transfer of unknown restraint status
- For the 788 transfers using restraints, 318 (40.4%) used a combination, 101 (12.8%) used handcuffs only, 367 (46.6%) used waistbelt only, and 2 (0.3%) was an unknown type.

**DRF Volume Summary:**

The table below displays the volume of IEA patients transported to each DRF by age group and month. If a patient was transferred to a DRF unit from another location in the same facility, this transfer was removed from totals as it does not qualify as an external transfer.

**Year 6 Transport Summary by DRF**

| | | 2024 | | | 2025 | | | | | | | | | |
|---|---|---|---|---|---|---|---|---|---|---|---|---|---|---|
| **DRF** | **Age Group** | **Oct** | **Nov** | **Dec** | **Jan** | **Feb** | **Mar** | **Apr** | **May** | **Jun** | **Jul** | **Aug** | **Sep** | **Total** |
| Concord Hospital - Franklin | Adult | 12 | 14 | 15 | 16 | 13 | 20 | 24 | 30 | 26 | 27 | 26 | 21 | 244 |
| Cypress Center | Adult | 17 | 7 | 6 | 10 | 9 | 7 | 8 | 10 | 12 | 11 | 10 | 6 | 113 |
| Dartmouth Hitchcock Medical Center | Adult | NA | NA | NA | NA | NA | 1 | 1 | 2 | 1 | 6 | 1 | 2 | 14 |
| Elliot Hospital | Adult | 2 | 3 | | 2 | | | 3 | 1 | | 1 | | | 12 |
| Hampstead Hospital | Child | 2 | 1 | 3 | 2 | 1 | 1 | | 2 | | | 1 | | 13 |
| New Hampshire Hospital | Adult | 75 | 65 | 76 | 76 | 69 | 84 | 99 | 80 | 73 | 99 | 83 | 76 | 955 |
| Parkland Medical Center | Adult | 6 | 13 | 10 | 8 | 9 | 9 | 10 | 9 | 7 | 7 | 7 | 4 | 99 |
| Portsmouth Regional Hospital | Adult | 5 | 5 | 7 | 6 | 5 | 6 | 7 | 5 | 6 | 4 | 5 | 5 | 66 |
| Total | | 119 | 108 | 117 | 120 | 106 | 128 | 152 | 139 | 125 | 155 | 133 | 114 | 1,516 |

## Adult Transport and Restraints

**Mode of Transportation Summary**: IEA patients were transported to a DRF from a sending facility by law enforcement, ambulance, or other (e.g. facility staff). For adults, the most frequent method of transport was law enforcement (61.5%), followed by ambulance (36.4%), other (1.6%), and unknown (0.5%).

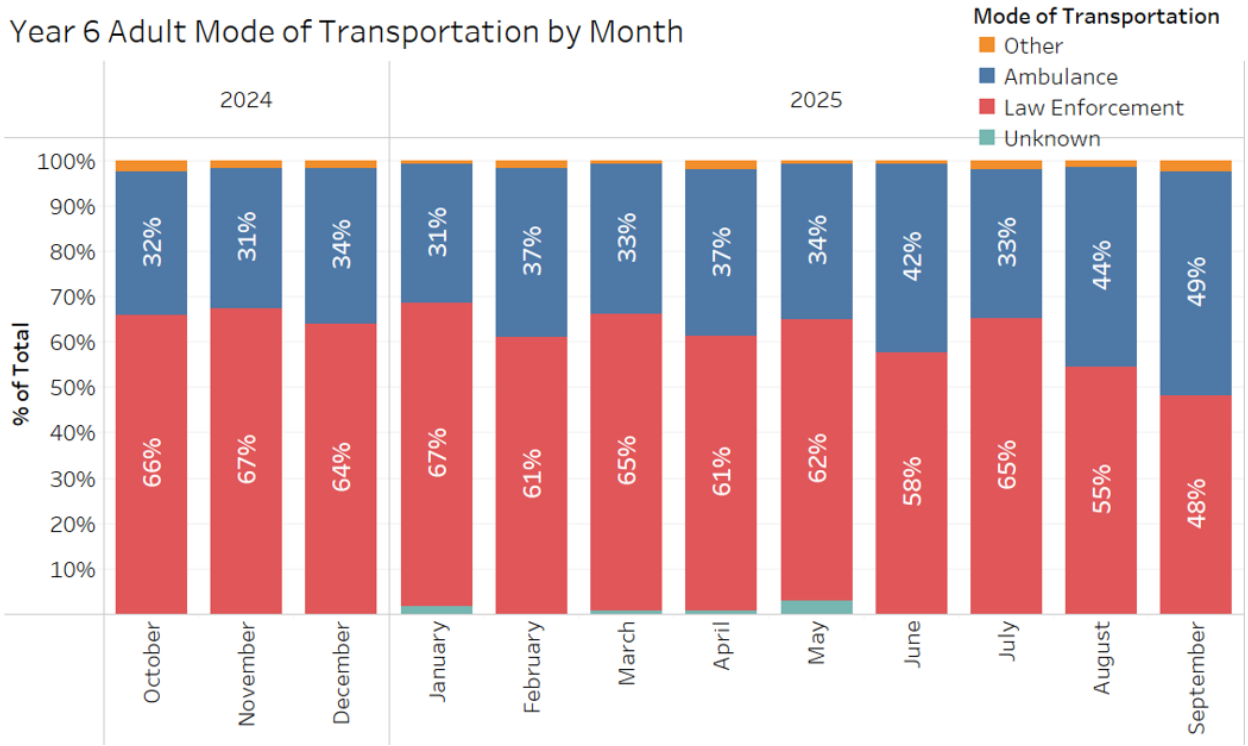

**Restraint Application Summary**: DRFs submitted data on restraint usage including the timing of restraint application - before or during transfer. Almost all restraints in Year 6 were applied before transfer and remained on the patient until arrival at the DRF. Restraint application frequency varied by mode of transportation and 14 instances where it is unknown if restraints were used. There were 2 instances (0.4%) of restraint usage in ambulances compared to 82.6% of law enforcement transports.

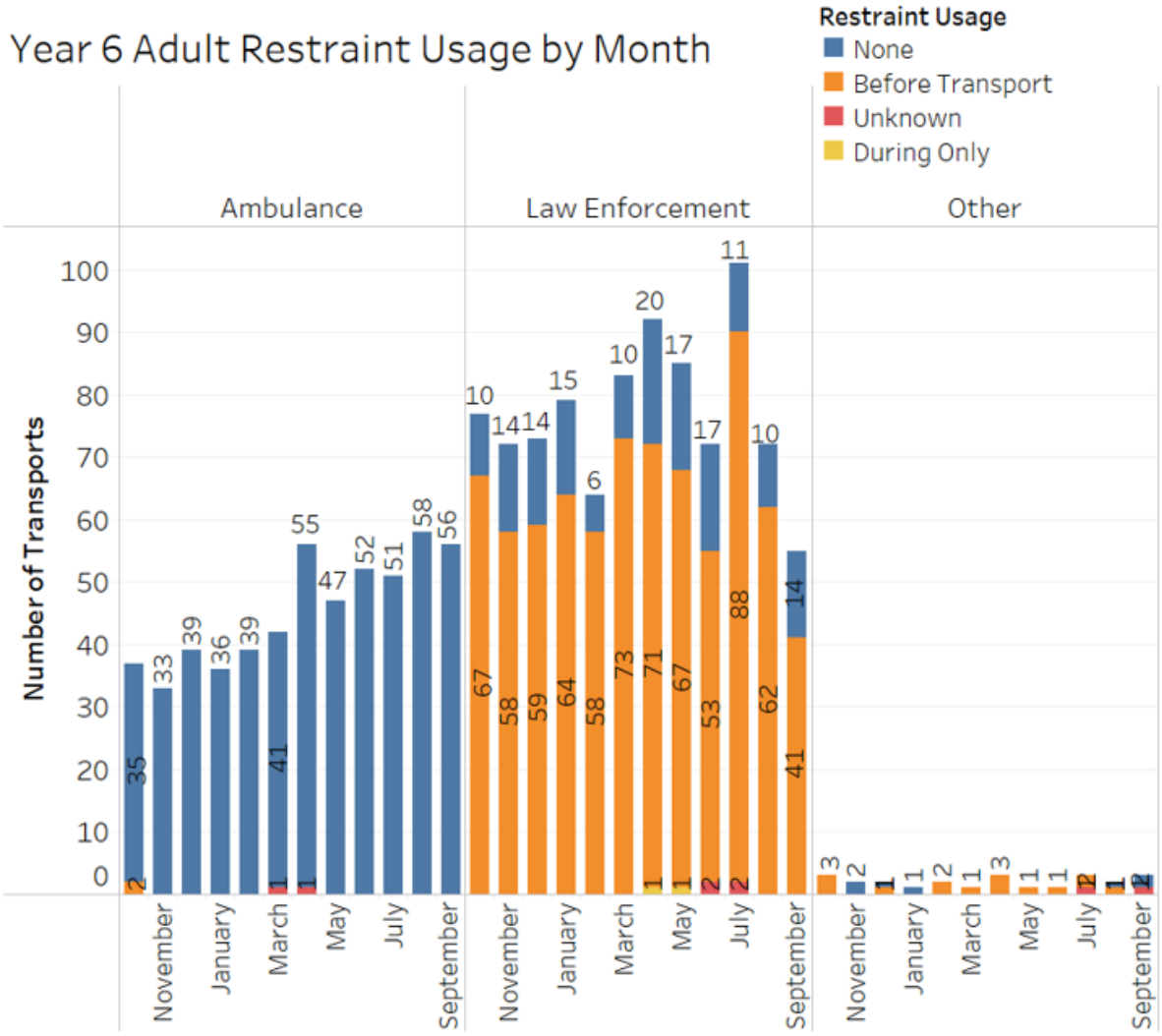

**Restraint Type Summary**: Varying restraint types were used on IEA patients during transfer. Most restrained transfers utilized a waist belt or a combination of restraint types. Charts below show information for adult law enforcement transfers.

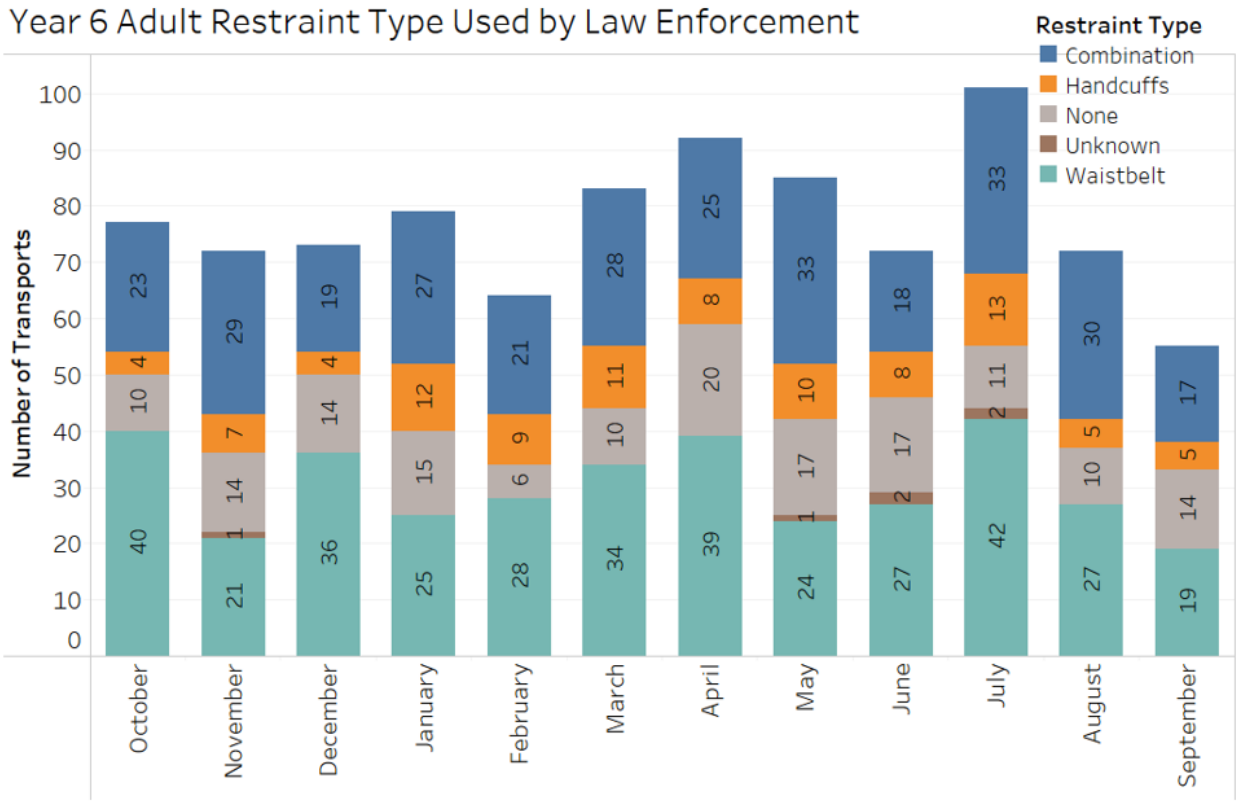


**Child Transports and Restraints**

Thirteen children were transported to a DRF during Year 6, including 6 by ambulance and 7 by law enforcement. Restraint usage was divided by transport type.

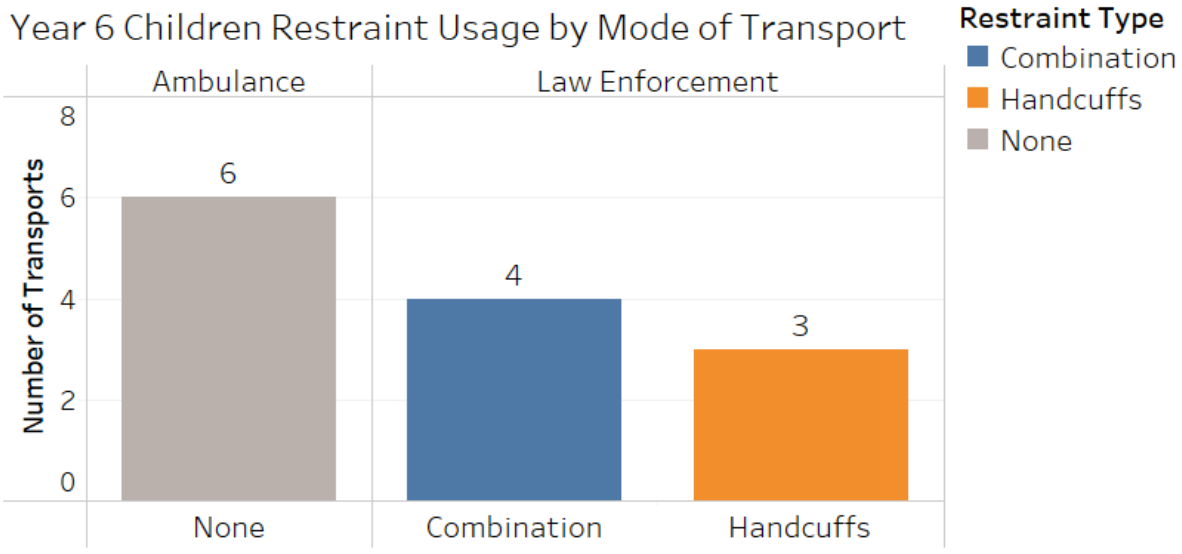

## Data Trends Across Years 1 – 6

The comparison tables below display selected metrics across Years 1-6. Metrics remain relatively stable apart from an increase in the overall number of transports which is in part due to New Hampshire Hospital opening 12 additional beds in April 2024 and DHMC opening a 5- bed unit in early 2025. "Total IEA Transports by Month" displays the total count of IEA transports by type since the beginning.

| Comparison of Year 1 - Year 6 IEA Transports | | | | | | |
|---|---|---|---|---|---|---|
| **Metric** | **Year 1** *(9 Months)* | **Year 2** *(12 Months)* | **Year 3** *(12 Months)* | **Year 4** *(12 Months)* | **Year 5** *(12 Months)* | **Year 6** *(12 Months)* |
| Total IEA Transports | 1,245 | 1,525 | 1,271 | 1,146 | 1,251 | 1,516 |
| Avg. Transports/Month | 138 | 127 | 106 | 96 | 104 | 126 |
| Number of Adults | 1,193 | 1,447 | 1,256 | 1,138 | 1,247 | 1,503 |
| % Adults | 95.8% | 94.9% | 98.8% | 99.3% | 99.7% | 99.1% |
| Number of Children | 52 | 78 | 15 | 8 | 4 | 13 |
| % Children | 4.2% | 5.1% | 1.2% | 0.7% | 0.3% | 0.9% |
| % Law Enforcement | 59.3% | 58.5% | 61.9% | 60.7% | 59.0% | 61.5% |
| % Ambulance | 39.7% | 40.7% | 36.8% | 38.1% | 39.7% | 36.4% |
| % Other | 1.0% | 0.6% | 1.3% | 1.1% | 1.1% | 2.1% |

| Comparison of Year 1 - Year 6 Restraint Usage | | | | | | |
|---|---|---|---|---|---|---|
| **Metric** | **Year 1** *(9 Months)* | **Year 2** *(12 Months)* | **Year 3** *(12 Months)* | **Year 4** *(12 Months)* | **Year 5** *(12 Months)* | **Year 6** *(12 Months)* |
| % Using Restraints Overall | 44.2% | 49.6% | 53.2% | 52.7% | 51.7% | 52.9% |
| % Law Enf. Using Restraints | 72.9% | 84.2% | 84.4% | 85.5% | 86.0% | 82.6% |
| % Ambulance Using Restraints | 1.4% | 0.2% | 1.1% | 0.5% | 0.4% | 0.4% |
| % Other Using Restraints | 38.5% | 55.6% | 43.6% | 61.5% | 50.0% | 62.5% |
| % Adults Restrained | 45.6% | 52.0% | 53.2% | 52.8% | 51.6% | 51.1% |
| % Children Restrained* | 9.6% | 2.6% | 53.3% | 37.5% | 0.0% | 53.8% |

**Total Child Transports equal to 53, 78, 15, 8, 4, 13 respectively*

